



MASTERWELD

The ultimate Welding Machine

Product Spotlight





502 AC/DC



502 AC/DC



MASTERWELD
The ultimate Welding Machine








Technical Data

The Masterweld 502 AC/DC offers unrivaled TIG welding characteristics making it undoubtedly a class leader in the field. The user-friendly digital front panel makes it easy for the welder to get the very best from the many advanced features in AC and in DC programs.

- 50 programs can be loaded and saved in memory
- Remote controls are available: for torch (UP&DOWN, potentiometer), foot pedal or remote control unit
- Cooling unit is also available

Masterweld 502 AC/DC

	3x400Vac ± 15% @50-60Hz					
	40A@					
	TIG - WIG			MMA		
% 40°C	30%	60%	100%	30%	60%	100%
I_2	500A	380A	340A	500A	370A	340A
I_2	5A - 500A			10A - 500A		
U_0	9/81V					
$P_{I\ MAX}$	25,5kVA– 23,4kW					
IP	23					
	690 x 290 x 450mm					
	56,5Kg					

TECHNOLOGY



PROCESSES



TIG- WIG



MMA



ARC AIR

SPECIAL FUNCTIONS



SYN



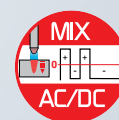
2,5KHz



START

MULTITACK
0Dynamic
Arc

Q Spot

MIX
AC/DCExtra
Fusion

MATERIALS



Aluminium



Mild steel




Stainless steel



Copper

INDUSTRIES




Industry



Shipyard



Pipe welding



Heavy industry

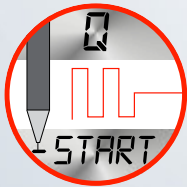
Special Functions



Pre-set balanced parameters, stored in the Synergic Pulse TIG DC SYN curve, simplify Pulsed welding by adjusting only welding current.



The pulse TIG with frequency until 2500Hz allows to weld very thin materials with easy arc control and very low heat input on workpiece.



The **Q-START** (Quick Start) function facilitates the joining of the parts in the initial stage of the welding process. On activating this function the machine automatically switches to Synergic pulsed mode for a preset time. The resulting pulses create movement of the molten metal on the two sheet metal edges thereby accelerating formation of the join. This function is invaluable in the case of seams with slight openings or with irregular preparation. The duration of the series of pulses can be adjusted, (from 0.1 to 60 second) depending on the thickness and shape of the sheet to be welded.



Q-START

90°



The **DYNAMIC ARC** function makes it possible to keep the product of Voltage x Current constant. The power source increases the welding current as the arc voltage decreases and reduces the welding current if the arc voltage increases. The DynARC value can be adjusted from a minimum of 1 Ampere to a maximum of 50 Ampere at each 1 Volt variation, whether positive or negative.

Welding benefits of the DynARC function:

Faster welding - Less plastic deformation of the welded part. Increased vertex angle penetration - Heat input concentrated exclusively on the weld and not on the surrounding area - Less oxidation of the part and hence reduced post-welding reworking costs - Improved control of the first root pass (helpful for plumbers and plant engineers) - Reduced risk of the electrode sticking when it touches the weld puddle - Facility to work with the electrode very close to the weld puddle in order to concentrate the arc.



Dynamic Arc TIG welding



Standard TIG welding




The **Q-Spot** (Quick Spot) function makes it possible to minimise tacking times for light gauge sheet metal. The operator conveniently places the tungsten electrode on the fixing point, thereby obtaining perfect control of the position of the join. Once the electrode has been lifted the machine emits a very high intensity welding current pulse with a very short preset time (from 0.01 Sec to 10 Sec). The pulse time varies depending on the type of sheet metal to be joined. In this way the welded point closes instantly with minimum heat transfer, leaving the metal white, clean and almost cold.


Pipe butt weld
Ø 31.75 x 2 mm



Corner spot
welding thickness
0,6 mm



The **MULTITACK** system makes it possible to reduce heat output while joining two light gauge parts. The series of arc strikes at short time intervals allows the material to cool during the pause between one strike and the other and thus minimizes its deformation. The facility to adjust the frequency of the series of arc strikes in the time unit makes it possible to adapt the electric arc to the welding speed and the joint geometry.



Special Functions

Thus function makes it possible to shift the waveform towards the negative part with respect to zero. This makes it possible to create a highly penetrative and precise fusion bath so that very light gauge sheets can be welded with an electrode tip comparable to that of an electrode for DC- TIG welding. The adjustable value in our AC/DC TIG power sources ranges from 0% to 80% (with respect to the DC - half-wave percentage). The Extra Fusion function is not recommended when welding heavy gauges because the DC+ component is insufficient to ensure optimal cleaning (pickling) of the part during the welding process.

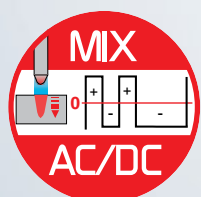


Fillet welding of specific 0,8mm thickness sheet



Particular on the fillet welding.
It is possible to notice the remarkable degree of finishing and the high welding precision


This function **MIX AC/DC** makes it possible to modulate the welding current, alternating a half-period of TIG AC with a half-period of TIG DC. This means that the efficacy of AC TIG welding can be combined with the high penetration of DC TIG welding, thus obtaining high welding speed and creating the weld puddle rapidly on a cold workpiece. It is also possible to weld heavier gauges with lower amperage, since the DC- portion is far higher than when using an entirely AC waveform. The operator adjustable parameter is the percentage of AC waveform compared to DC- waveform over the entire period, which can be varied from 10% to 80%.



Main benefits of MIX AC/DC:

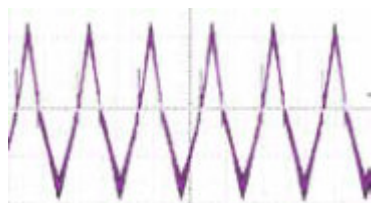
- Welding of heavy gauge sheets with lower current than necessary when using an exclusively AC supply
- Very fast execution thanks to the high percentage of DC- current present in the period
- Very fast creation of the weld puddle (ideal for facing of tools, dies and heavy gauge castings)
- Welding of extremely diverse thickness sheets (1 mm to 10 mm).

It is good practice never to exceed the value of 50% DC- waveform, which would otherwise impair pickling of the part and the appearance of the weld bead.



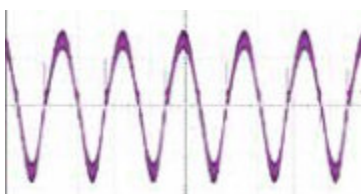
Effects of the different wave forms by TIG AC welding

TRIANGULAR WAVE



It is characterized from a particularly soft and concentrated arc. This wave form is ideal for very precise welding of thin Aluminum plates.

SINE WAVE



It is the standard wave form, characterized by low noise and excellent arc control.

RECTANGULAR WAVE



This allows a deep penetration and higher welding speed; the cleaning effect is also increased. This specific wave, compared with other rectangular waves present in the market, results to emit particular low noise.

502 AC/DC



MASTERWELD
The ultimate Welding Machine

Plus and Accessories



PLUS



STRUCTURAL STRENGTH

The structural strength of the Masterweld 502 AC/DC is very robust in any working environment.



ROBUST WHEELS

The robust wheels of the Masterweld 502 AC/DC allows smooth movement of the power source.



EASY CARRIAGE

The Masterweld 502 AC/DC can be easily moved around any workplace thanks to our robust trolley.

ACCESSORIES




FOOT PEDAL



SOFTWARE UPGRADE
OF THE WHOLE MACHINE



UP AND DOWN
TORCH



REMOTE CONTROL



MASTERWELD

The ultimate Welding Machine

Masterweld Equipment represents a collection of unique technology in Welding Machines and Welding Torches that are strictly manufactured in the EU to EN 60974-1, EN 60974-5 and EN 60974-10, representing the highest quality and technological excellence.

In today's harsh manufacturing environment, productivity is paramount, and investing in the right Welding Plant is key to manufacturing success.

Masterweld TIG Welding Machines, MIG Welding Equipment, and Arc Welding Inverters, over the years have established a reputation for being extremely reliable, easy to use interface, and unbeatable arc characteristic for the most demanding welding environments.

Masterweld - The Welders' Ultimate Choice

Dealer

