








Made in Italy



ART. 109		SMERIGLIATRICE + PULTRICE GRINDING MACHINE + POLISHING MACHINE MEULE + POLISSOIR SCHEIBENSCHLEIF-UND POLIERMASCHINE							
									
Volt 400 kW 1,5		dB		E	F	G	G1	kg	
hp	Rpm	m/s							
2	1400	18	70	610	900	1200	930	120	
									
Ø mm		Ø mm		Ø mm		IA-2			
Ø250x30xØ25		Ø250xØ25				kW 0,55			

General technical info

Power supply	400 50 3	Volt Hz Phase
Motor power	1,5 (2)	kW (hp)
Motor speed	1400	rpm
Acoustic emission	70	dB
Overall dimension (Width x Depth x Height)	900 x 610 x H. 1200	mm
Weight standard machine	120	kg


• Grinder unit

Grinding wheel maximum external size	ø 250	mm
Motor shaft diameter	ø 25	mm
Grinding wheel maximum wide size	30	mm
Peripheral speed	18	m/sec

• Polisher - Buffer unit

Brush maximum external size	ø 250	mm
Motor shaft diameter	ø 25	mm
Brush maximum wide size	70	mm
Peripheral speed	18	m/sec

Standard Equipments



Service Keys

Machine equipped with a set of service keys suitable for the adjustment and maintenance of the machine.



Instruction manual

Machine complete with instruction manual complete with CE conformity certificate, test sheet and exploded view with relative spare parts list.



Machine respect CE stamp of compliance

Machine with CE conformity mark made respecting the requirements of the most recent directives concerning it.



Guarantee of European standards

The stringent tests guarantee that all the requisites and standards necessary to obtain the guarantee in accordance with European standards are respected. Since the project we dedicate a lot of care and attention to making the machine with high quality level to deliver machines that last over time.

Optional Equipments



cod. **IA-2: DUST EXTRACTOR - TWO CONNECTIONS**

DUST EXTRACTOR kit with two suction mouth: complete of dust filter bag in flexible aluminum pipes and hose clamps. The extractor is mounted inside the base and wired to the electrical panel. TECHNICAL FEATURES- Motor: Volt 400 - Rpm 2800 - kW 0,55- Max flow rate: 1.000 m³ / h- Max total pressure: 85 mm H₂O

Technical modification

This product data sheet does not constitute a contractual obligation.
We reserve the right to modify and/or improve our machines without prior notice.
Some photographs and illustrations are purely demonstrative and may differ from the real ones.