

Dynasty® 350 and 700

TIG/Stick Welding
Power Source



Quick Specs



Industrial Applications

Precision Fabrication
Heavy Fabrication
Pipe and Tube Fabrication
Aerospace
Aluminum Ship Repair
Anodized Aluminum Fabrication

Processes

TIG (GTAW)
Pulsed TIG (GTAW-P)
Stick (SMAW)
Air Carbon Arc (CAC-A)
350: 1/4-in. maximum
700: 3/8-in. maximum

Input Power 208–575 V, 3- or 1-Phase Power

Amperage Range **350:** 3–350 A
700: 5–700 A

Rated Output **350:** 300 A at 32 V, 60% Duty Cycle
700: 600 A at 44 V, 60% Duty Cycle

Net Weight **350:** 135 lb. (61 kg)
700: 198 lb. (90 kg)



Allows for any input voltage hookup (208–575 V) with no manual linking, providing convenience in any job setting. Ideal solution for dirty or unreliable power.

Meter calibration allows digital meters to be calibrated for certification.

120-volt auxiliary power receptacle for cooling system or small tools.

Wind Tunnel Technology™ protects internal electrical components from airborne contaminants, extending the product life.

Fan-On-Demand™ power source cooling system operates only when needed, reducing noise, energy use and the amount of contaminants pulled through the machine.

Lift-Arc™ provides AC or DC arc initiation without the use of high frequency.

Blue Lightning™ high-frequency (HF) arc starter for non-contact arc initiation. Provides more consistent arc starts and greater reliability compared to traditional HF arc starters.

Program memory features nine independent program memories that maintain/save your parameters.

Auto-postflow adjusts the length of postflow time based on the amperage setting, shielding your tungsten and eliminating the need to set the postflow time.



Dynasty 350 machine only

Dynasty 350 Wireless Complete W-375



AC TIG Features

Independent amplitude/amperage control allows EP and EN amperages to be set independently to precisely control heat input to the work and electrode.

Balance control provides adjustable oxide removal which is essential for creating the highest quality aluminum welds. These models provide extended ranges.

Frequency controls the width of the arc cone and can improve directional control of the arc.

AC Waveforms

Advanced squarewave, fast freezing puddle, deep penetration and fast travel speeds.

Soft squarewave for a soft buttery arc with maximum puddle control and good wetting action.

Sine wave for customers that like a traditional arc. Quiet with good wetting.

Triangular wave reduces the heat input and is good on thin aluminum. Fast travel speeds.

DC TIG Features

Exceptionally smooth and precise arc for welding exotic materials.

Pulse. Pulsing can increase puddle agitation, arc stability and travel speeds while reducing heat input and distortion. These models provide extended ranges.

AC/DC Stick Features

DIG control allows the arc characteristics to be changed for specific applications and electrodes. Lower the DIG setting for smooth running electrodes like E7018 and increase the DIG setting for stiffer, more penetrating electrodes like E6010.

Hot Start™ adaptive control provides positive arc starts without sticking.

AC frequency control adds additional stability when Stick welding in AC for smoother welds.



Power source is warranted for 3 years, parts and labor.



Miller Electric Mfg. Co.
An ITW Company
1635 West Spencer Street
P.O. Box 1079
Appleton, WI 54912-1079 USA

Equipment Sales US and Canada
Phone: 866-931-9730
FAX: 800-637-2315
International Phone: 920-735-4554
International FAX: 920-735-4125

MillerWelds.com
f t y



Specifications (Subject to change without notice.)

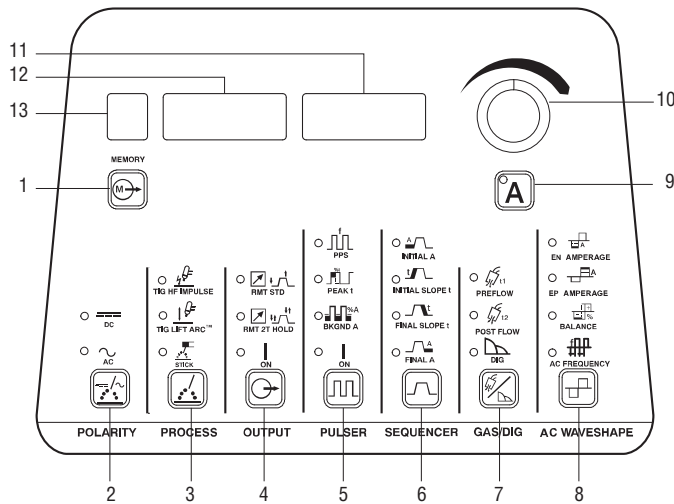


Model	Input Power	Welding Amperage Range	Rated Output	Amps Input at Rated Load Output, 50/60 Hz						Max. Open-Circuit Voltage	Dimensions	Net Weight	
				208 V	230 V	400 V	460 V	575 V	KVA				KW
Dynasty 350	3-phase	3–350 A	250 A at 30 V, 100% duty cycle	29	26	15	13	10	10.3	9.9	75 VDC (10–15 VDC*)	H: 24.75 in. (629 mm) W: 13.75 in. (349 mm) D: 22 in. (559 mm) with TIGRunner® H: 43.125 in. (1146 mm) W: 23.125 in. (587 mm) D: 43.75 in. (1111 mm)	with TIGRunner® 308 lb. (140 kg)
			300 A at 32 V, 60% duty cycle	35	32	18	16	13	12.7	12.1			
	1-phase	3–350 A	180 A at 27.2 V, 100% duty cycle	35	32	—	15	12	7.4	6.8			
			225 A at 29 V, 60% duty cycle	47	43	—	21	17	9.8	9.1			
Dynasty 700	3-phase	5–700 A	500 A at 40 V, 100% duty cycle	75	68	39	34	27	27	26	75 VDC (10–15 VDC*)	H: 34.5 in. (876 mm) W: 13.75 in. (349 mm) D: 22 in. (559 mm) with TIGRunner® H: 53.125 in. (1400 mm) W: 23.125 in. (587 mm) D: 43.75 in. (1111 mm)	with TIGRunner® 370 lb. (168 kg)
			600 A at 44 V, 60% duty cycle	97	88	51	44	35	35	34			
	1-phase	5–700 A	360 A at 34 V, 100% duty cycle	82	74	—	37	30	17	16			
			450 A at 38 V, 60% duty cycle	115	104	—	52	42	24	22			

Certified by Canadian Standards Association to both the Canadian and U.S. Standards. All CE models conform to the applicable parts of the IEC 60974 series of standards.

*Indicates sense-voltage for Lift-Arc™ TIG and Low OCV Stick.

Control Panel



- 9. Amperage Control
- 10. Encoder Control
- 11. Ammeter Display
- 12. Voltmeter Display
- 13. Memory Display

Additional Setup Parameter Values

Preprogrammed Starts

Dynasty 350	.020–3/16 in. tungsten
Dynasty 700	.040–1/4 in. tungsten

Programmable Starts

Amperage	Dynasty 350: 3–200 A Dynasty 700: 5–200 A
Time	0–200 milliseconds
Ramp Time	0–250 milliseconds
Minimum Amperage	Dynasty 350: 3–25 A Dynasty 700: 5–25 A

Additional Triggers

3T, 4T, Mini Logic, 4T Momentary

Waveshapes

Advance Squarewave, Soft Squarewave, Sine Wave, Triangular wave

Amplitude Lock

EN EP Same, EN EP Independent

Spot/Weld Timer

0.0–999 seconds

OCV

Low OCV, Normal OCV

Stick-Stuck Check

On/Off

Lockouts

Four levels

Arc Timer

0.0–9999 hours and 0–59 minutes

Cycle Counter

0–999,999 cycles

Meter Calibration

±0–20.0 amps
±0–20.0 volts

Control Panel Parameter Values

1. Memory	36 Combinations (9 AC TIG) (9 AC Stick) (9 DC TIG) (9 DC Stick)	6. Sequencer Control	Initial Amps Dynasty 350: 3–350 A Dynasty 700: 5–700 A
2. Polarity	AC/DC	Initial Slope	0.0–50.0 seconds
3. Process/ Arc Starting	TIG: HF Impulse, Lift Arc STICK: Adaptive Hot Start	Final Slope	0.0–50.0 seconds
4. Output Control	Standard Remote, 2T Trigger Hold, Output ON	Final Amps	Dynasty 350: 3–350 A Dynasty 700: 5–700 A
5. Pulser Control	Pulses per Second DC: 0.1–5000 PPS AC: 0.1–500 PPS	7. Gas/DIG Prewflow Postflow	0.0–25.0 seconds Auto Postflow, Adjust 0.0–50 seconds
Peak Time	5–95%	DIG	0–100%
Background Amps	5–95%	8. AC Waveshape	EN Amperage 3–350 A/5–700 A
		EP Amperage	3–350 A/5–700 A
		Balance	30–99%
		AC Frequency	20–400 Hz

Performance Data


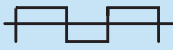


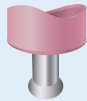

DUTY CYCLE

Dynasty 350		Dynasty 700	
3-PHASE		3-PHASE	
%	AMPERAGE	%	AMPERAGE
30%	350 A	30%	700 A
60%	300 A	60%	600 A
100%	250 A	100%	500 A

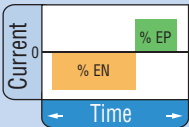
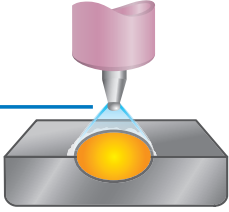
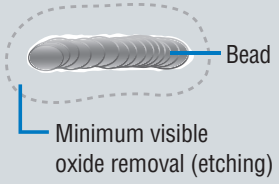
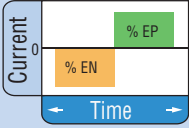
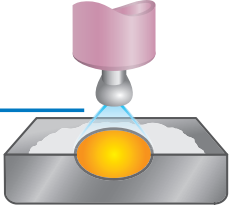
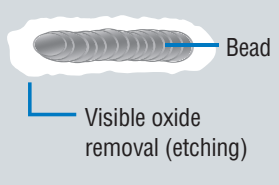
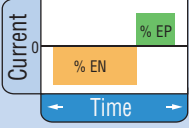
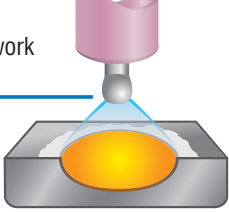
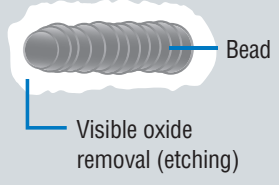
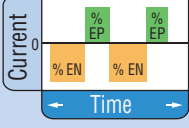
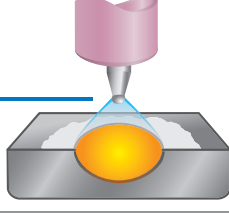
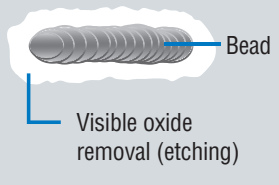
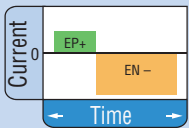
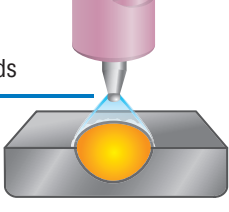
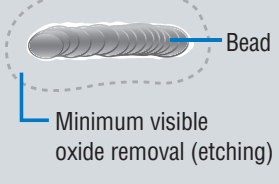
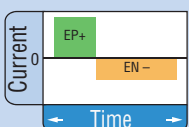
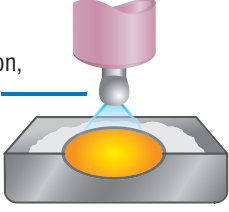
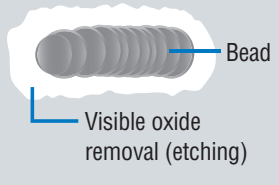
1-PHASE		1-PHASE	
%	AMPERAGE	%	AMPERAGE
10%	350 A	10%	700 A
30%	250 A	30%	500 A
60%	225 A	60%	450 A
100%	180 A	100%	360 A

TIG Upgrade Chart

Which Machine is Right for You?

Why Upgrade?	Syncrowave 350	UPGRADE	Dynasty 350	Dynasty 350 Benefits
Maximum Thickness Capacity	1/2-in. Aluminum	➔	5/8-in. Aluminum	Increases aluminum thickness.
High Frequency Arc Starting	Continuous HF	➔	Start Only	Start Only limits HF interference issues.
AC Frequency Control (Aluminum TIG)	Fixed at 60 Hz	➔	Variable 20–400 Hz	Higher frequencies provide better arc control and faster travel speeds.
AC Waveforms (Aluminum TIG)	Soft Squarewave 	➔	Advanced Squarewave  Sine Wave  Triangular Wave 	Advanced Squarewave = Travel faster Soft Squarewave = Maximum puddle control Sine Wave = Traditional characteristics Triangular Wave = Reduced heat input
Weld Aluminum with Pointed Tungsten (Aluminum TIG)		➔		Waveshaping controls maintain the point. The benefits are: reduced heat input into your part, smaller weld beads, better starting and more control of the arc.
Portability	496 lb. (225 kg)	➔	135 lb. (61 kg)	Easier to move because of size and weight.
Power Flexibility	Manual Link 208/230/460 V 1-Phase	➔	Auto-Line™ 208–575 V 1-Phase or 3-Phase	Auto-Line™ allows the unit to operate on any voltage. 1- or 3-phase. Even generators!
Line Draw at 300 Amps	110 A, 230 V, 1-Phase	➔	32 A, 230 V, 3-Phase	Line requirement to operate is much less. Smaller electrical service needed, smaller breaker/fuses and power cord.
Precise Controls	Some Digital Controls	➔	All Digital Controls	Accuracy and repeatability with all digital controls.

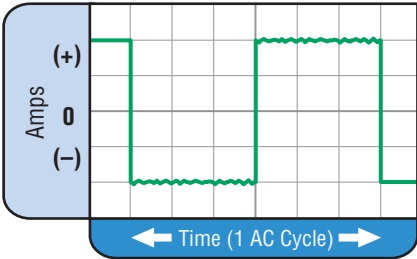
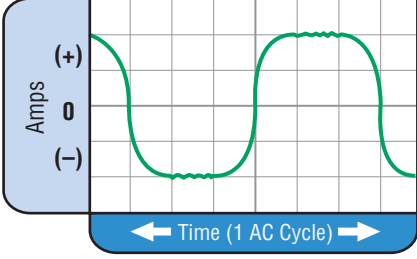
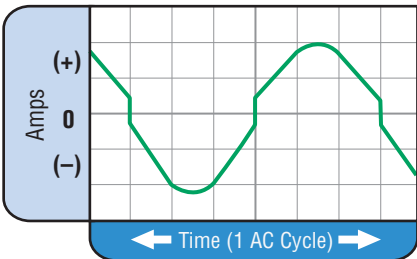
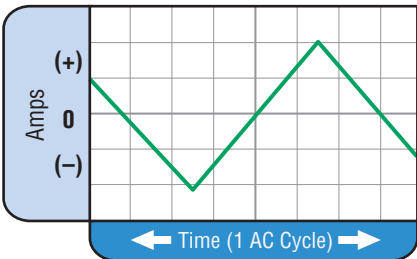
AC Waveshape Controls

Feature	Setting	Arc Effect	Weld Effect
AC Balance Control Controls arc cleaning action. Adjusting the % EN of the AC wave controls the width of the etching zone surrounding the weld. <i>Note: Set the AC Balance control for adequate arc cleaning (etching) action at the sides and in front of the weld puddle. AC Balance should be fine-tuned according to the amount of etching desired.</i>	75% EN 	Reduces balling action and helps maintain point 	 Bead Minimum visible oxide removal (etching)
	50% EN 	Increases balling action of the electrode 	 Bead Visible oxide removal (etching)
AC Frequency Control Controls the width of the arc cone. Increasing the AC Frequency provides a more focused arc and increased directional control. <i>Note: Decreasing the AC Frequency softens the arc and broadens the weld puddle for a wider weld.</i>	60 Hz 	Wider profile ideal for buildup work 	 Bead Visible oxide removal (etching)
	120 Hz 	Narrower profile for fillet welds and automated applications 	 Bead Visible oxide removal (etching)
Independent AC Amperage Control Allows the EN and EP amperage values to be set independently. Adjusts the ratio of EN to EP amperage to precisely control heat input to the work and the electrode. EN amperage controls the amount of heat directed to the work, while EP amperage dramatically affects the arc cleaning action (along with the AC Balance control). Increased EN amperage also provides deeper penetration and allows for increased travel speeds.	100A EP 200A EN 	More current in EN than EP: Faster travel speeds and deeper penetration 	 Bead Minimum visible oxide removal (etching)
	200A EP 100A EN 	More current in EP than EN: Shallow penetration, increased balling and etching 	 Bead Visible oxide removal (etching)

AC Waveshape Controls (Continued)

AC Waveform Selection

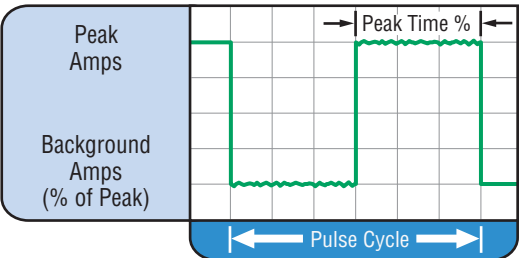
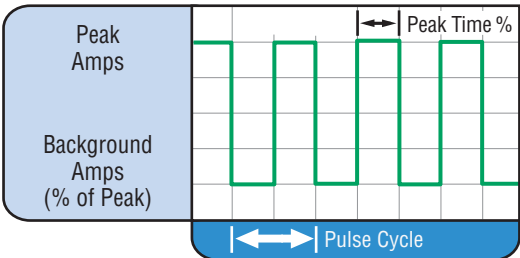
Select from four different AC waveforms to optimize the arc characteristic for your application. Choose from:

Advanced Squarewave	Soft Squarewave
 <p data-bbox="615 401 797 485">Fast transitions for responsive and dynamic arc.</p>	 <p data-bbox="1312 365 1511 548">All the benefits of advanced square, fine tuned to provide a smooth, soft arc with maximum puddle control and good wetting action.</p>
Sinewave	Triangular Wave
 <p data-bbox="615 722 824 856">Square transitions eliminate the need for continuous HF, while the sinewave peaks soften the arc.</p>	 <p data-bbox="1312 695 1536 957">Unconventional wave provides the punch of the peak amperage, while reducing overall heat input. Quick puddle formation reduces weld time — limiting heat input and reducing weld distortion, especially on thin materials.</p>

Pulsed TIG Controls

High-Speed Pulsed TIG Controls

- **PPS Pulses per second (Hz):** DC = 0.1–5,000 PPS / AC = 0.1–500 PPS
- **% ON – % Peak Time:** 5–95% (Controls the amount of time during each pulse cycle at the PEAK amperage.)
- **Background Amps:** 5–99% (Sets the low-pulse amperage value as a % of the Peak Amps.)

Conventional Pulsed TIG	High-Speed Pulsed TIG
 <p data-bbox="180 1640 812 1843">Typically from 1 to 10 PPS. Provides a heating and cooling effect on the weld puddle and can reduce distortion by lowering the average amperage. This heating and cooling effect also produces a distinct ripple pattern in the weld bead. The relationship between pulse frequency and travel speed determines the distance between the ripples. Slow pulsing can also be coordinated with filler metal addition and can increase overall control of the weld puddle.</p>	 <p data-bbox="870 1640 1536 1696">In excess of 40 PPS, Pulsed TIG becomes more audible than visible — causing increased puddle agitation for a better as-welded microstructure.</p> <p data-bbox="870 1709 1536 1822">Pulsing the weld current at high speeds — between a high Peak and a low Background amperage — can also constrict and focus the arc. This results in maximum arc stability, increased penetration and increased travel speeds (Common Range: 100–500 PPS).</p> <p data-bbox="870 1835 1536 1948">The Arc-Sharpening effects of high speed pulsing are expanded to new dimensions. The ability to pulse at 5,000 PPS further enhances arc stability and concentration potential — which is extremely beneficial to automation where maximum travel speeds are required.</p>

Dynasty® 350 and 700 Models/Packages

Machines and Preconfigured Water-Cooled Packages

Order machine only or use a single stock number to order a complete preconfigured system.



#907 204 and #907 101 models shown.



#907 204 001 and #907 101 001 packages shown.



#951 627 package shown.

Machine Only	TIGRunner® Package (Machine/Cart/Cooler)	Complete Package (Machine/Cart/Cooler/Torch Kit/Remote)
Dynasty 350 (CSA) #907 204 Dynasty 350 (CE) #907 204 021 Dynasty 700 (CSA) #907 101 Dynasty 700 (CE) #907 101 021	Dynasty 350 (CSA) #907 204 001 <hr/> Dynasty 700 (CSA) #907 101 001	Dynasty 350 (CSA) w/Foot Control, W-375 #951 626 Dynasty 350 (CSA) w/Wireless Foot Control, W-375 #951 627 Dynasty 700 (CSA) w/Foot Control #951 403 Dynasty 700 (CSA) w/Wireless Foot Control #951 404
Comes with: • 8-ft. power cord (no plug) (350 model) • Setup DVD and quick reference guide • Two 50-mm Dinse-style connectors (350 model) • Two thread-lock connectors (700 model) • One thread-lock water-cooled connector (700 model)	Comes with: • 8-ft. power cord (no plug) (350 model) • Setup DVD and quick reference guide • Runner™ cart #300 244 • Coolmate™ 3.5 #300 245	Comes with: • 8-ft. power cord (no plug) (350 model) • Setup DVD and quick reference guide • Runner™ cart #300 244 • Coolmate™ 3.5 #300 245 and 4 gallons of coolant #043 810 • W-375 torch kit #301 268 (350 model) or • W-400 (WP-18SC) torch kit #300 186 (700 model) • Remote control #194 744 (foot) or • Remote control #300 429 (wireless foot)

Build a Water-Cooled Package

Select desired stock number for each step.



#907 204 001 Dynasty 350 TIGRunner® shown with four bottles of #043 810 Low-Conductivity Coolant.



#194 744 remote shown.



#301 268 kit shown.

Step #1 • Select Dynasty TIGRunner® and Coolant	Step #2 • Select Remote Control	Step #3 • Select Torch Kit
Dynasty 350 TIGRunner #907 204 001 Dynasty 700 TIGRunner #907 101 001 & Low-Conductivity Coolant #043 810 (must be ordered in quantities of four)	Wireless Foot #300 429 RFCS-14 HD Foot #194 744 RCC-14 E/W Fingertip #151 086 RCCS-14 N/S Fingertip #043 688 RMS-14 Pushbutton #187 208 RMLS-14 Momentary/Maintained #129 337 RHC-14 Hand #242 211 020 Wireless Hand #300 430	W-250 (WP-20) Kit #300 185 W-375 Kit #301 268 (recommended for 350 model) W-400 (WP-18SC) Kit #300 186 (recommended for 700 model)

Genuine Miller® Accessories

Water-Cooled Torch Kits

W-250 (WP-20) Torch Kit #300 185

- Weldcraft™ W-250 (WP-20) 25-foot (7.6 m) TIG torch with Dinse-style connector
- Torch cable cover
- Work clamp with 15-foot (4.6 m) 1/0 cable and Dinse-style connector
- Flowmeter regulator
- Gas hose (regulator to machine)
- AK4C torch accessory kit includes nozzles, collets, collet bodies and 2% ceriated tungsten electrodes (1/16, 3/32 and 1/8 inch)

W-375 Torch Kit #301 268

Recommended for Dynasty 350


- Weldcraft™ W-375 25-foot (7.6 m) TIG torch with Dinse-style connector
- Torch cable cover
- Work clamp with 15-foot (4.6 m) 1/0 cable and Dinse-style connector
- Flowmeter regulator
- Gas hose (regulator to machine)
- AK4C torch accessory kit includes nozzles, collets, collet bodies and 2% ceriated tungsten electrodes (1/16, 3/32 and 1/8 inch)

W-400 (WP-18SC) Torch Kit #300 186

Recommended for Dynasty 700

- Weldcraft™ W-400 (WP-18SC) 25-foot (7.6 m) TIG torch with thread-lock connector
- Torch cable cover
- Work clamp with 12-foot (3.7 m) 4/0 cable with thread-lock connector
- Flowmeter regulator
- Gas hose (regulator to machine)
- AK18C torch accessory kit includes nozzles, collets, collet bodies and 2% ceriated tungsten electrodes (3/32, 1/8 and 5/32 inch)

Genuine Miller® Accessories (Continued)



Water-Cooled TIG Torch Connector #195 377
For Dynasty® and Maxstar® 350-50-mm

Dinse-style with water return line. For use with all Weldcraft™ water-cooled torches.



Water-Cooled TIG Torch Connector #225 028
For Dynasty® and Maxstar® 700. 50-mm thread-lock with water return line. For use with all Weldcraft™ water-cooled torches.



Runner™ Cart #300 244
Designed to accommodate Dynasty® or Maxstar® 350 or 700 power sources and a Coolmate™ 3.5 Cooler. Cart features single cylinder rack, foot pedal holder, three cable/torch holders, and two TIG electrode filler holders.



Coolmate™ 3.5 #300 245
Designed to integrate with the Dynasty® and Maxstar® 350 and 700

power sources. For use with water-cooled torches rated up to 600 amps. 3.5 gallon capacity.

Low-Conductivity TIG Coolant #043 810

Sold in multiples of four in one-gallon recyclable plastic bottles. Miller coolants contains a base of ethylene glycol and deionized water to protect against freezing to -37° Fahrenheit (-38° C) or boiling to 227° Fahrenheit (108° C).

Automation Interface Connection Kit #195 516 Field

Provides control of power source welding parameters through a 28-pin receptacle. The 28-pin receptacle replaces the standard 14-pin receptacle and requires a PLC controller to operate the power source. Ideal for automated equipment integration.

Weld Current Sensor #300 179 Field

Detects when work clamp is not connected and prevents expensive damage to disconnect devices and input power cord and wiring.

Remote Controls and Switches



Wireless Remote Foot Control #300 429
For remote current and contactor control. Receiver plugs directly into the 14-pin receptacle of Miller machine. 90-foot (27.4 m) operating range.



Wireless Remote Hand Control #300 430
For remote current and contactor control. Receiver plugs directly into the 14-pin receptacle of Miller machine. 300-foot (91.4 m) operating range.



RCCS-14 Remote Contactor and Current Control #043 688
North/south rotary-motion fingertip control attaches to TIG torch using two hook-and-loop fasteners. Includes 26.5-foot (8 m) cord and 14-pin plug.



RCC-14 Remote Contactor and Current Control #151 086
East/west rotary-motion fingertip control attaches to TIG torch using two hook-and-loop fasteners. Includes 26.5-foot (8 m) cord and 14-pin plug.

RFCS-14 HD Foot Control #194 744

Maximum flexibility is accomplished with a reconfigurable cord that can exit the front, back or either side of the pedal. Foot pedal provides remote current and contactor control. Includes 20-foot (6 m) cord and 14-pin plug.



RHC-14 Hand Control #242 211 020
Miniature hand control for remote current and contactor control. Dimensions: 4 x 4 x 3.25 inches (102 x 102 x 83 mm). Includes 20-foot (6 m) cord and 14-pin plug.



RMLS-14 Switch #129 337
Momentary- and maintained-contact rocker switch for contactor control. Push forward for maintained contact and backward for momentary contact. Includes 26.5-foot (8 m) cord and 14-pin plug.



RMS-14 On/Off Control #187 208

Momentary-contact switch for contactor control. Rubber-covered pushbutton dome switch ideal for repetitive on-off applications. Includes 26.5-foot (8 m) cord and 14-pin plug.

Extension Cables for 14-Pin Remote Controls

- #242 208 025 25 ft. (7.6 m)
- #242 208 050 50 ft. (15.2 m)
- #242 208 080 80 ft. (24.4 m)

Educational Materials

To order, please call Miller Literature at 866-931-9732 or visit MillerWelds.com/resources/tools.

Gas Tungsten Arc Welding (TIG) Publication #250 833

Simulator and Setup CD-ROM #233 558

Setup DVD #251 116

Video topics include tungsten selection, setup menus, DC pulse, sequencer, balance and frequency settings. (Included with machine.)

TIG Welding Gloves



Classic TIG Welding Gloves #249 199 Large
#249 200 X-Large
Unlined pigskin leather palm with reinforced palm patch.



Performance TIG Gloves #263 345 X-Small (Women's)
#263 346 Small (Women's)
#263 347 Medium
#263 348 Large
#263 349 X-Large
Completely unlined, goat grain leather with triple-padded palm.



Performance TIG/Multitask Gloves #263 352 Small
#263 353 Medium
#263 354 Large
#263 355 X-Large
Goat grain leather with dual-padded palm and wool back.

Tungsten

Tungsten	Amp Range	2% Ceriated (AC/DC)	2% Lanthanated (AC/DC)
1/16 in. (1.6 mm)	70–150 A	WC116X7	WL2116X7
3/32 in. (2.4 mm)	140–250 A	WC332X7	WL2332X7
1/8 in. (3.2 mm)	225–400 A	WC018X7	WL2018X7
5/32 in. (4.0 mm)	300–500 A	WC532X7	WL2532X7

Ordering Information

Equipment and Options	Stock No.	Description	Qty.	Price
Dynasty® 350	#907 204	Auto-Line™ 208–575 VAC, 50/60 Hz, CSA . 8-ft. power cord		
Dynasty® 350 International	#907 204 021	Auto-Line™ 380–575 VAC, 50/60 Hz, CE . 8-ft. power cord		
Dynasty® 350 TIGRunner®	#907 204 001	Auto-Line™ 208–575 VAC, 50/60 Hz, CSA . 8-ft. power cord. <i>Requires coolant</i>		
Dynasty® 350 Wireless Complete W-375	#951 627	Auto-Line™ 208–575 VAC, 50/60 Hz, CSA . 8-ft. power cord		
Dynasty® 350 Complete W-375	#951 626	Auto-Line™ 208–575 VAC, 50/60 Hz, CSA . 8-ft. power cord		
Dynasty® 700	#907 101	Auto-Line™ 208–575 VAC, 50/60 Hz, CSA		
Dynasty® 700 International	#907 101 021	Auto-Line™ 380–575 VAC, 50/60 Hz, CE		
Dynasty® 700 TIGRunner®	#907 101 001	Auto-Line™ 208–575 VAC, 50/60 Hz, CSA . <i>Requires coolant</i>		
Dynasty® 700 Complete with Wireless Remote Foot Control	#951 404	Auto-Line™ 208–575 VAC, 50/60 Hz, CSA		
Dynasty® 700 Complete with Foot Control	#951 403	Auto-Line™ 208–575 VAC, 50/60 Hz, CSA		
TIG Torches, Kits and Connectors				
Water-Cooled Torch Kits	#300 185 #300 990 #301 268 #300 186	W-250 (WP-20) W-280 (WP-280) W-375 (recommended for Dynasty 350) W-400 (WP-18SC) (recommended for Dynasty 700)		
Water-Cooled TIG Torch Connectors	#195 377 #225 028	Connects Weldcraft™ water-cooled torches to Dinse-style connector Connects Weldcraft™ water-cooled torches to Dynasty 700 (thread-lock connector included with 700 models)		
Weldcraft™ A-200 (WP-26) TIG Torch Tungsten	#WP-26-25-R	For Dynasty 350 only. 25-ft. (7.6 m) cable. Requires #195 379 connector See page 7		
Remote Controls				
Wireless Remote Foot Control	#300 429	Foot control with wireless 90-ft. (27.4 m) operating range		
Wireless Remote Hand Control	#300 430	Hand control with wireless 300-ft. (91.4 m) operating range		
RCCS-14	#043 688	North/south fingertip control		
RCC-14	#151 086	East/west fingertip control		
RFCS-14 HD	#194 744	Heavy-duty foot control		
RHC-14	#242 211 020	Hand control		
RMLS-14	#129 337	Momentary/maintained rocker switch		
RMS-14	#187 208	Momentary rubber dome switch		
Extension Cables		See page 7		
Accessories				
Runner™ Cart	#300 244			
Coolmate™ 3.5	#300 245	120 VAC, 50/60 Hz, CE . <i>Requires coolant</i>		
TIG Coolant (Must be ordered in quantities of four)	#043 810	1-gallon plastic bottle. Protects against freezing to -37° Fahrenheit (-38° C) or boiling to 227° Fahrenheit (108° C)		
Automation Interface Kit	#195 516	Field. Provides required automation connections		
Weld Current Sensor	#300 179	Field. Installation required		
Dinse-Style Connector 50 mm (1 male)	#042 418	Used to connect weld cable to Dinse terminal machine		
Thread-Lock Connectors (2 male)	#225 029	Used to connect weld cable to Dynasty 700 or Maxstar 700		
Dinse-Style Connector 50 mm (1 male, 1 female)	#042 419	Used to extend weld cables		
Dinse/Tweco® Adapter	#042 465	Male Dinse to female Tweco		
Dinse/Cam-Lok Adapter	#042 466	Male Dinse to female Cam-Lok		
Gas Tungsten Arc Welding (TIG) Publication Simulator and Setup CD-ROM	#250 833 #233 558			
Setup DVD (included with machine)	#251 116			
TIG Welding Gloves		See page 7		

Date:

Total Quoted Price:

Distributed by:

